








CBRE

DEMOGRAPHIC BRIEF

3000 GRAYS FERRY AVE

	1 Mile	2 Miles	3 Miles	5 Miles
 POPULATION				
2015 Population	41,350	239,987	468,759	845,291
2020 Population	42,160	246,399	481,592	863,205
2010 Population	40,381	232,495	453,420	824,387
2000 Population	41,847	229,660	442,274	821,713
Percent Pop Change: 2010 to 2015	2.4%	3.2%	3.4%	2.5%
Percent Pop Change: 2015 to 2020	2.0%	2.7%	2.7%	2.1%
 AGE				
2015 Median Age	29.4	32.0	33.4	33.2
2015 Average Age	34.2	36.3	37.0	36.6
 HOUSEHOLDS				
2015 Households	15,498	105,913	201,495	343,789
2020 Households	15,930	109,327	208,015	352,959
2010 Households	14,965	101,849	193,609	332,712
2000 Households	14,719	98,450	185,076	323,743
Percent HH Change: 2010 to 2015	3.6%	4.0%	4.1%	3.3%
Percent HH Change: 2015 to 2020	2.8%	3.2%	3.2%	2.7%
Average Household Size	2.4	2.1	2.2	2.3
 INCOME				
2015 Median Household Income	\$31,592	\$35,356	\$36,857	\$34,569
2015 Average Household Income	\$55,334	\$60,590	\$60,562	\$54,857
2015 Per Capita Income	\$20,739	\$26,740	\$26,033	\$22,311
 HOUSING UNITS				
2015 Housing Units	18,231	120,316	229,257	393,738
Occupied Units	15,498	105,913	201,495	343,789
Vacant Housing Units	2,733	14,404	27,762	49,949
2015 Owner-Occupied Housing Units	7,700	43,626	92,402	164,690
2015 Renter-Occupied Housing Units	7,797	62,287	109,093	179,099
 EDUCATION				
2015 Population Age 25 and Over	24,193	159,278	317,272	553,242
High School thru Associates	13,098 54.1%	71,166 44.7%	152,557 48.1%	296,472 53.6%
Bachelor's Degree	3,217 13.3%	31,607 19.8%	57,045 18.0%	85,781 15.5%
Graduate Degree	3,776 15.6%	32,302 20.3%	52,914 16.7%	70,588 12.8%
 PLACE OF WORK				
Total Businesses	2,568	20,679	32,839	47,362
Daytime Employment (Total Employees)	31,340	260,165	400,285	551,283

©2015 CBRE. This information has been obtained from sources believed reliable. We have not verified it and make no guarantee, warranty or representation about it. Any projections, opinions, assumptions or estimates used are for example only and do not represent the current or future performance of the property. You and your advisors should conduct a careful, independent investigation of the property to determine to your satisfaction the suitability of the property for your needs. Source: Nielsen

3000 GRAYS FERRY AVE



1 3000 GRAYS FERRY AVE

©2015 CBRE. This information has been obtained from sources believed reliable. We have not verified it and make no guarantee, warranty or representation about it. Any projections, opinions, assumptions or estimates used are for example only and do not represent the current or future performance of the property. You and your advisors should conduct a careful, independent investigation of the property to determine to your satisfaction the suitability of the property for your needs. Source: Nielsen

ProjectID:25995